

Index Ticker: AGRI
 ETF Ticker: AGRI LN (USD)
 AGRP LN (GBP)




Contacts:
 Richard Phillips 917-318-2221

AGRI Report

Monthly Report on the Global Agriculture Industry

October 2016

Index Fundamentals

TTM EPS S&P 500 106.57 AGRI 233.50 Forward EPS S&P 500 118.70 AGRI 238.92 Forecast S&P 500 +11.38% AGRI +2.32%			TTM P/E S&P 500 19.95 AGRI 19.29 Forward P/E S&P 500 17.91 AGRI 18.85			TTM Div. Yield S&P 500 2.17 AGRI 2.46 Forward Div. Yield S&P 500 2.17 AGRI 2.39 Forecast S&P 500 +0.00% AGRI -2.85%		
---	--	---	--	--	--	--	--	---

Source: Bloomberg

Index Performance

Total Return Price Appreciation		Compound Annual Growth Rate		AGRI Sector Performance (09/30/16 – 10/31/16)	
1 Month	0.55%	1 Year	3.40%	Consumer Staples	1.42%
YTD	5.46%	3 Year	-0.49%	Energy	-0.76%
1 Year	3.40%	5 Year	0.87%	Industrials	4.69%
3 Year	-1.45%	Inception	12.24%	Materials	-1.34%
5 Year	4.43%				
Inception	454.21%				


*Returns under 1 year are not annualized

Source: S-Network as of 10/31/16


Leading Movers					Lagging Movers				
Company Name	Ticker	Opening	Closing	Change	Company Name	Ticker	Opening	Closing	Change
SAKATA SEED CORP	1377 JT	25.15	28.81	14.56%	ISRAEL CHEMICALS LTD	ICL IT	3.89	3.56	-8.53%
SOCIEDAD QUIMICA Y MINERA DE CHILE	SQM US	26.90	29.26	8.77%	SYNGENTA AG	SYT US	87.60	80.42	-8.20%
CNH INDUSTRIAL NV	CNHI	7.22	7.78	7.76%	NUFARM LTD	NUF AU	7.18	6.74	-6.12%
K&S AG	SDF GY	18.96	20.20	6.57%	TYSON FOODS INC	TSN US	74.67	70.85	-5.12%
YARA INTERNATIONAL ASA	YAR NO	33.20	35.32	6.37%	PHOSAGRO OAO	PHOR LI	12.90	12.40	-3.88%

Company Reports


Industrials:

 CNH Industrial NV reported a net income of \$39.0 million for the quarter ended September 2016 compared to a net loss of \$124.0 million a year earlier, while revenues decreased -1.7% to \$5.75 billion from \$5.85 billion. [Quick Link 1](#)

Materials:

 Monsanto Co's net sales decreased -10.0% for the year ended August 2016 to \$13.50 billion from \$15.00 billion a year earlier, while net income fell -42.0% to \$1.34 billion from \$2.31 billion. [Quick Link 2](#)

Materials:

 Yara International ASA's revenues decreased -12.0% for the quarter ended September 2016 to NOK23.86 billion from NOK27.11 billion a year earlier, while net income fell -79.5% to NOK0.82 billion from NOK4.00 billion. [Quick Link 3](#)

Quick Links

1. "CNH Industrial 2016 third quarter revenues" http://www.cnhindustrial.com/en-us/media/press_releases/Documents/2016/October/CNHI%20Q3_2016%20Press%20Release.pdf (accessed Oct 31, 2016).
2. "Monsanto Co Reports Full Year Results" <http://news.monsanto.com/press-release/financial/continued-soybean-technology-expansion-and-cost-discipline-expected-drive-re> (accessed Oct 14, 2016).
3. "Yara InternaOonal ASA Third-quarter 2016 report" http://yara.com/doc/241181_2016_3Q16_Web_report.pdf (accessed Oct 21, 2016).